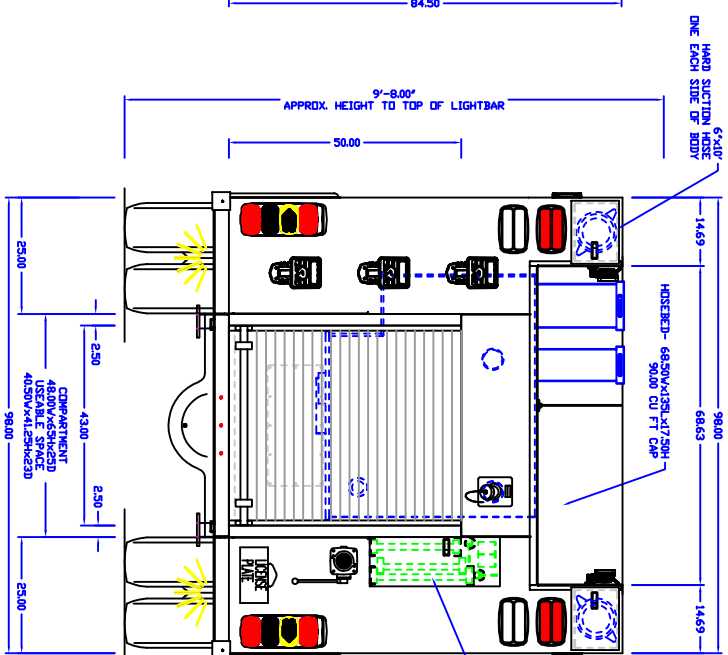
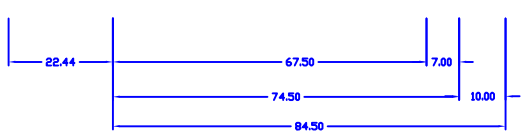
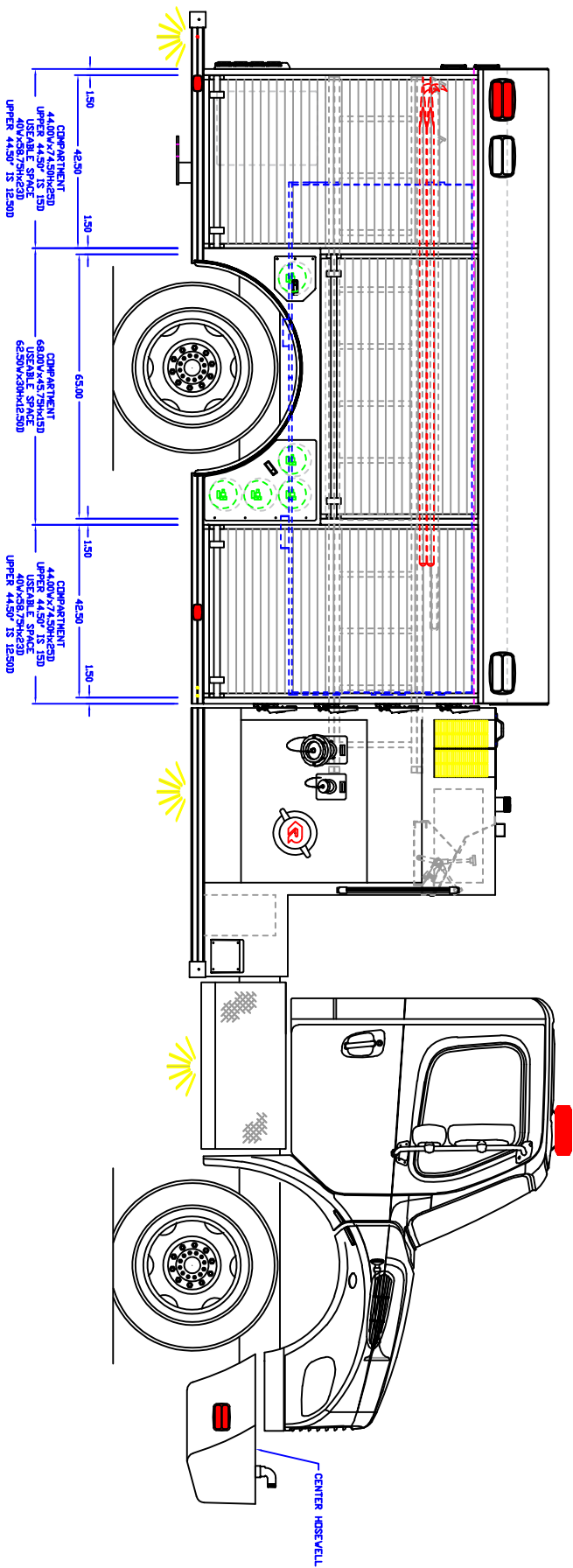
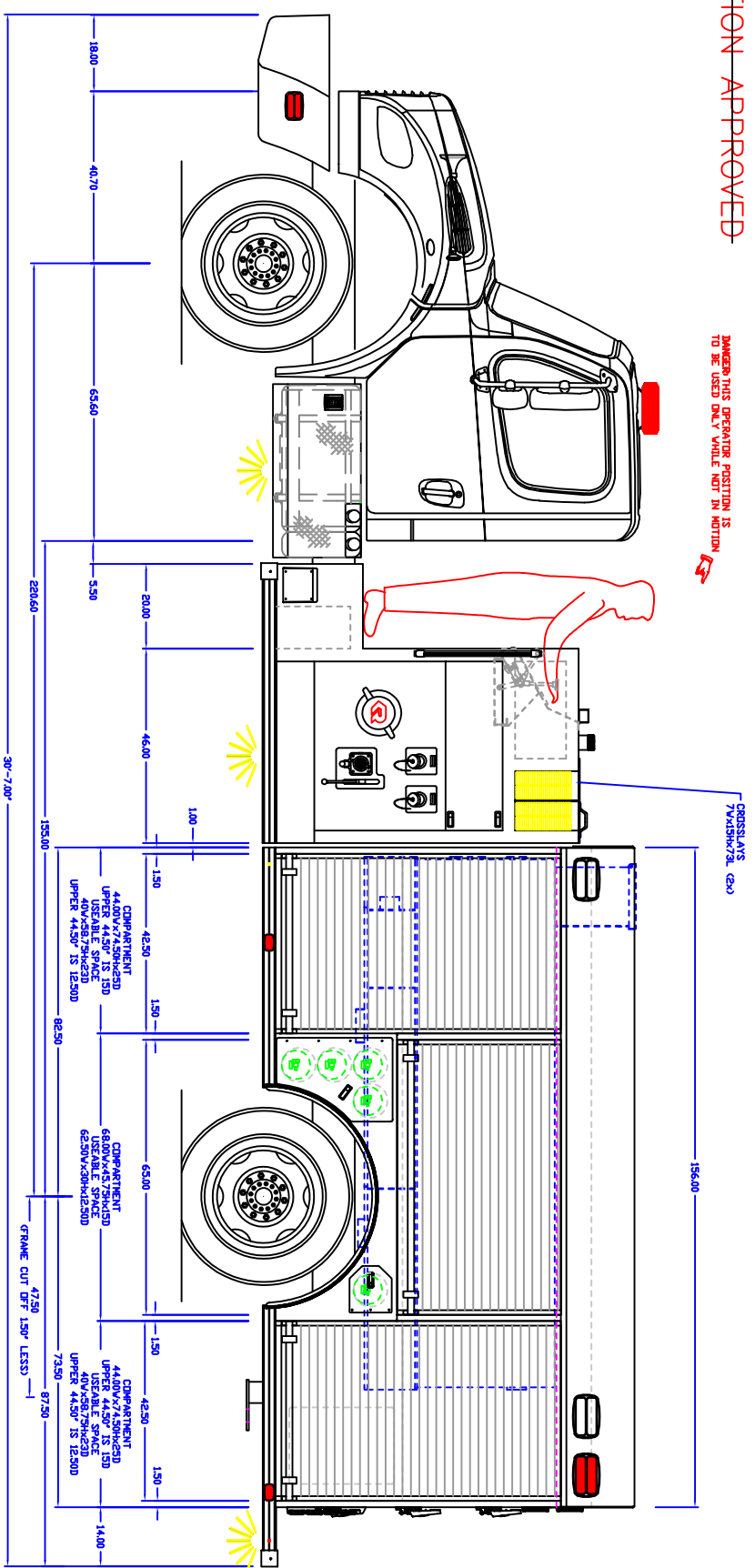


PRODUCTION APPROVED

WARNING THIS OPERATOR POSITION IS TO BE USED ONLY WHILE NOT IN MOTION



- NOTES:
1. OVERALL HEIGHT IS IN LOADED CONDITION. UNLOADED HEIGHTS MAY BE 4" ABOVE HEIGHTS SHOWN.
 2. DO NOT SCALE DRAWING.
 3. ALL DIMENSIONS ARE APPROXIMATE AND SUBJECT TO ENGINEERING CHANGES.
 4. DRAWING MAY OR MAY NOT SHOW ALL ITEMS AS DESCRIBED IN THE WRITTEN DETAIL SPECIFICATIONS.
 5. INCLUSION OF AN ITEM ON THE DRAWING DOES NOT CONSTITUTE INCLUSION OF THAT ITEM WITH THE FINAL DELIVERED UNIT.
 6. THE EFFECTIVE DOOR OPENINGS WILL BE APPROX. 2" LESS THAN THE NOTED COMPARTMENT OPENING FOR THE ROLL UP DOORS AND UP TO APPROX. 4" LESS FOR HINGED DOORS

REVISIONS:	-	DATE:	-
DRAWN:	BPC	DATE:	09-29-2022

PROPRIETARY AND CONFIDENTIAL
 THE INFORMATION CONTAINED IN THIS DRAWING IS THE SOLE PROPERTY OF ROSENBAUER. ANY REPRODUCTION IN PART OR AS A WHOLE WITHOUT THE WRITTEN PERMISSION OF ROSENBAUER IS PROHIBITED.

MAXIMUM HEIGHT	NONE
MAXIMUM LENGTH	NONE
BODY WIDTH	98"

APPROVED BY: _____

CHASSIS: FREIGHTLINER ZDR
 PUMP: WATEROUS 1500 GPM
 TANK: POLY/1000/20FOAM
 PANEL MATL: LINE X
 COMP INTERIOR: SWIRL

TANNER, AL
FIRE DEPARTMENT

R-SERIES FXR 3/16"

TANNER, AL

